

LAA C&YP 01a - halt year on year obesity among children <11 by 2010
LAA C&YP 01b - %. prim. sch. achieving new National Healthy Schools Status (NHSS)
LAA C&YP 01c - % children (age 7-14) taking up sport
LAA C&YP 01c-CLS - % children (7-14) taking up sport
LAA C&YP 01c-Der - % children (7-14) taking up sport
LAA C&YP 01c-Dur - % children (7-14) taking up sport
LAA C&YP 01c-Eas - % children (7-14) taking up sport
LAA C&YP 01c-Sed - % children (7-14) taking up sport
LAA C&YP 01c-WV/Tee - % children (7-14) taking up sport
LAA C&YP 01d - Incr. no young people accessing drug treatment services
LAA C&YP 02a - No. participating in programmes to develop self esteem and emotional well-being
LAA C&YP 02b - acute mental health referrals within 5 work days
LAA C&YP 02c - Non-acute mental health referrals within 15 work days
CF/A03 Re-registrations on CP Register
LAA C&YP 03b - % of mothers smoking during pregnancy
LAA C&YP 03b-Der - % women smoking during pregnancy
LAA C&YP 03b-DurCLS - % women smoking during pregnancy
LAA C&YP 03b-DD - % women smoking during pregnancy
LAA C&YP 03b-Eas - % women smoking during pregnancy
LAA C&YP 03b-Sed - % women smoking during pregnancy
LAA C&YP 03c - develop parenting support services
QoL 35 - Teenage pregnancy
LAA C&YP 04a - no. of homelessness presentations
LAA C&YP 04b - no. of repeat homelessness cases invol. children
LAA C&YP 04c - cases of homelessness reduced
LPI 99b - Fatal and Serious Child Casualites
LAA C&YP 05a - No of schools achieving anti-bullying status
LAA C&YP 06a - Avg no of points at key stage 4
LAA C&YP 06b - level 2 KS1 perf of traveller children
LAA C&YP 07a - % satis. quality of play, leisure & recreational activities
LAA C&YP 08a - Inc. Investing in Children membership
LAA C&YP 08b - Volunteers for community projects
LAA C&YP 08c - % victims of crime off. restorative process
LAA C&YP 08d - Involvement in commissioning of services
LAA C&YP 09a - no. YP who feel they are treated with respect
LAA C&YP 10a - % of 16-18 year olds NEET
LAA C&YP 10b - % of 19 year olds with equivalent NVQ L2
LAA C&YP 10ci - care leavers <=19 in EET
LAA C&YP 10cii - teenage mothers (aged 16-19) in EET
LAA C&YP 10ciii - YP with learning disabilities (aged 16-19) in EET
LAA C&YP 11a - childcare for low income families

ECR02a % working age population - claimingJSA
LAA ED&E 01a - Employment Rate
LAA ED&E 01b - No of incapacity benefit claimants
LAA ED&E 01bi - No of incapacity benefit claimants - Non-NRF
LAA ED&E 01bii - No. of incapacity benefit claimants - NRF
LAA ED&E 02a - Self-employment rates
LAA ED&E 02b - new VAT registrations
LAA ED&E 03a - Maintain county GVA
LAA ED&E 03b - % of VAT deregistrations
LAA ED&E 03c - Number of businesses

■ LAA ED&E 04a - NVQ Level 2
■ LAA ED&E 04ai - NVQ Level 2 - Non-NRF
■ LAA ED&E 04aii - NVQ Level 2 - NRF
■ LAA ED&E 04b - NVQ Level 4 or equivalent
■ LAA ED&E 05a - floor space developed (1000 sq ft)
■ LAA ED&E 05b - Occupancy levels of new floor space at 18 mths
■ LAA ED&E 06a - NVQ Level 2 gap
■ LAA ED&E 06b - Incapacity Benefit Claimants gap
+ Status

■ QoL 31a - mortality rate for all cancers
■ QoL 31a-Der - mortality rate - all cancers
■ QoL 31a-DurCLS - mortality rate - all cancers
■ QoL 31a-DD - mortality rate - all cancers
■ QoL 31a-Eas - Mortality Rate - all cancers
■ QoL 31a-Sed - Mortality Rate - all cancers
■ QoL 31b - mortality rate for circulatory diseases
■ QoL 31b-Der - Mortality Rate - all circulatory diseases
■ QoL 31b-DurCLS - mortality rate - all circulatory diseases
■ QoL 31b-DD - Mortality Rate - all circulatory diseases
■ QoL 31b-Eas - Mortality Rate - all circulatory diseases
■ QoL 31b-Sed - Mortality Rate - all circulatory diseases
■ QoL 33a - life expectancy at birth (male)
■ QoL 33a-CLS - Life expectancy (male)
■ QoL 33a-Der - life expectancy (male)
■ QoL 33a-Dur - life expectancy (male)
■ QoL 33a-Eas - Life Expectancy (male)
■ QoL 33a-Sed - Life Expectancy (male)
■ QoL 33a-Tee - Life Expectancy (male)
■ QoL 33a-WV - Life Expectancy (male)
■ QoL 33b - life expectancy at birth (female)
■ QoL 33b-CLS - Life expectancy (female)
■ QoL 33b-Der - Life Expectancy (female)
■ QoL 33b-Dur - Life expectancy (female)
■ QoL 33b-Eas - Life Expectancy (female)
■ QoL 33b-Sed - Life Expectancy (female)
■ QoL 33b-Tee - Life Expectancy (female)
■ QoL 33b-WV - Life Expectancy (female)
■ LAA HC&OP 01a - alcohol-related hospital admission rates
■ LAA HC&OP 01b - % adults obese
■ LAA HC&OP 01b-Der - % Adults Obese
■ LAA HC&OP 01b-DurCLS - % adults obese
■ LAA HC&OP 01b-DD - % adults obese
■ LAA HC&OP 01b-Eas - % adults obese
■ LAA HC&OP 01b-Sed - % adults obese
■ LAA HC&OP 01c - % adults, 30 mins exercise, 3 times week
■ LAA HC&OP 01d - adult smoking rate
■ LAA C&YP 03b - % of mothers smoking during pregnancy
■ LAA C&YP 03b-Der - % women smoking during pregnancy
■ LAA C&YP 03b-DurCLS - % women smoking during pregnancy
■ LAA C&YP 03b-DD - % women smoking during pregnancy
■ LAA C&YP 03b-Eas - % women smoking during pregnancy
■ LAA C&YP 03b-Sed - % women smoking during pregnancy
■ LAA HC&OP 01e - No of 4-week smoking quitters using NHS service

■ LAA HC&OP 01e-Der - No. of 4 week quitters
■ LAA HC&OP 01e-DurCLS - No, of 4 week quitters
■ LAA HC&OP 01e-DD - No. of 4 week quitters
■ LAA HC&OP 01e-Eas - No. of 4 week quitters
■ LAA HC&OP 01e-Sed - No. of 4 week quitters
■ LAA HC&OP 02a - mortality rate, all circulatory diseases, <75, comparator
■ LAA HC&OP 03a - New older people accessing social activities
■ LAA HC&OP 03b - older people in receipt of council tax benefit
■ LAA HC&OP 03c - Older people reporting a good QoL
■ LAA HC&OP 04a - % accessing learning opportunities
■ LAA HC&OP 04b - % older people volunteering
■ LAA HC&OP 04c - % of people with learn. dis. in work
■ LAA HC&OP 04d - referrals to welfare to work with MH probs
■ BV201 Adults receiving direct payments
■ BV196 Acceptable wait for care packages
■ BV056.03 %Equipment <£1000 in 7 days
■ LAA HC&OP 05a - % receiving intensive home care

■ LAA SSC 01a - BCS comparator crime reduction
■ LAA SSC 01a-CLS - BCS comparator crime
■ LAA SSC 01a-Der - BCS comparator crime
■ LAA SSC 01a-Dur - BCS comparator crime
■ LAA SSC 01a-Eas - BCS Comparator Crime
■ LAA SSC 01a-Sed - BCS Comparator Crime
■ LAA SSC 01a-Tee - BCS Comparator Crime
■ LAA SSC 01a-WV - BCS Comparator Crime
■ LAA SSC 01b - No. domestic violence offences brought to justice
■ LAA SSC 01c - % residents whose QoL is affected by ASB
□ LAA SSC 01d - no. secondary / deliberate fires
■ LAA SSC 01d-CLS - deliberate secondary fires
■ LAA SSC 01d-Der - deliberate secondary fires
■ LAA SSC 01d-Dur - deliberate secondary fires
■ LAA SSC 01d-Eas - deliberate secondary fires
■ LAA SSC 01d-Sed - deliberate secondary fires
■ LAA SSC 01d-Tee - deliberate secondary fires
■ LAA SSC 01d-WV - deliberate secondary files
■ LAA SSC 01e - % of YP who reoffend within 12 months
■ LAA SSC 01f - no. of 1st time entrants to youth justice system
■ LAA SSC 01g - No.people entering and retained in drug treatment
■ LAA SSC 01h - % of people retained in drug treatment
■ LAA SSC 01i - train. & educ. in relation to sustance misuse
■ BV199a.05 Env. Cleanliness - Litter
■ BV199a - CLS - environmental cleanliness - litter & detritus
■ BV199a - Der - environmental cleanliness - litter & detritus
■ BV199a - Dur - environmental cleanliness - litter & detritus
■ BV199a - Eas - environmental cleanliness - litter & detritus
■ BV199a - Sed - environmental cleanliness - litter & detritus
■ BV199a - Tee - environmental cleanliness - litter & detritus
■ BV199a - WV - environmental cleanliness - litter & detritus
■ LAA SSC 02a - satisfied with street cleanliness
± SSC 02 - strong sense of community : LAA SSC 02b - recycling and composting rate
■ LAA SSC 03a - incr. % of people volunteering
■ QoL 47 - % people who feel they can influence decisions
■ LAA SSC 03b - % pop represented by a local engagement group

■	LAA SSC 03c - no of service providers involving community
■	LAA SSC 03d - staff completing relevant training / development
■	LAA SSC 04a - % residents more satisfied with neighbourhood
■	LAA SSC 04b - % residents more satisfied with neighbourhood (10% most deprived)
■	LAA SSC 04c - % of residents finding it easy to access key services
■	QoL 46 - % people who feel people from different backgrounds get on well together
■	LAA SSC 05a-CLS - % vulnerable h'holds living in non-decent private sector acc.
■	LAA SSC 05a-Der - % vulnerable h'holds living in non-decent private sector acc.
■	LAA SSC 05a-Dur - % vulnerable h'holds living in non-decent private sector acc.
■	LAA SSC 05a-Eas - % vulnerable h'holds living in non-decent private sector acc
■	LAA SSC 05a-Sed - % vulnerable h'holds living in non-decent private sector acc.
■	LAA SSC 05a-Tee - % of vulnerable h'holds living in non-decent private sector acc.
■	LAA SSC 05a-WV - % of vulnerable h'holds living in non-decent private sector acc.
□	LAA SSC 05b - no. h'holds experiencing homelessness
■	LAA SSC 05b-CLS - h'holds experiencing homelessness
■	LAA SSC 05b-Der - No. h'holds experiencing homelessness
■	LAA SSC 05b-Dur - H'holds experiencing homelessness
■	LAA SSC 05b-Eas - no. h'holds experiencing homelessness
■	LAA SSC 05b-Sed - no. h'holds experiencing homelessness
■	LAA SSC 05b-Tee - No. h'holds experiencing homelessness
■	LAA SSC 05b-WV - No. h'holds experiencing homelessness
□	LAA SSC 05c - use of temp. acc. for homeless h'holds
■	LAA SSC 05c-CLS - use of temp. acc. for homeless h'holds
■	LAA SSC 05c-Der - temp. acc. for homeless h'holds
■	LAA SSC 05c-Dur - temp. acc. for homeless h'holds
■	LAA SSC 05c-Eas - temp. acc. for homeless h'holds
■	LAA SSC 05c-Sed - temp. acc. for homeless h'holds
■	LAA SSC 05c-Tee - temp. acc. for homeless h'holds
■	LAA SSC 05c-WV - temp acc. for homeless h'holds
■	LAA SSC 06a - % h'holds within 30 mins of outpatient facilities by public transport
■	LAA SSC 06b - annual no. single journeys undertaken

LAA C&YP 01a	child obesity rate
LAA C&YP 01b	%. primary schools achieving new National Healthy Scho
LAA C&YP 01c	% children (age 7-14) taking up sport
LAA C&YP 01c (Chester-le-Street)	% children (age 7-14) taking up sport
LAA C&YP 01c (Derwentside)	% children (age 7-14) taking up sport
LAA C&YP 01c (Durham)	% children (age 7-14) taking up sport
LAA C&YP 01c (Easington)	% children (age 7-14) taking up sport
LAA C&YP 01c (Sedgefield)	% children (age 7-14) taking up sport
LAA C&YP 01c (Wear Valley / Teesdale)	% children (age 7-14) taking up sport
LAA C&YP 01d	No. young people accessing drug treatment services
LAA C&YP 02a	No. participating in programmes to develop self esteem a
LAA C&YP 02b	Acute mental health referrals within 5 work days
LAA C&YP 02c	Non-acute mental health referrals within 15 work days
A03	Re-registrations on child protection register
LAA C&YP 03b	% of mothers smoking during pregnancy
LAA C&YP 03b (Derwentside)	% of mothers smoking during pregnancy
LAA C&YP 03b (Durham / Chester-le-Street)	% of mothers smoking during pregnancy
LAA C&YP 03b (Durham Dales)	% of mothers smoking during pregnancy
LAA C&YP 03b (Easington)	% of mothers smoking during pregnancy
LAA C&YP 03b (Sedgefield)	% of mothers smoking during pregnancy
LAA C&YP 03c	Develop parenting support services
QoL 35	Teenage pregnancy
LAA C&YP 04a	No. of homelessness presentations
LAA C&YP 04b	No. of repeat homelessness cases involving children
LAA C&YP 04c	Cases of homelessness
LPI 99b	Fatal and Serious Child Casualites
LAA C&YP 05a	No of schools achieving anti-bullying status
LAA C&YP 06a	Average no. of points at key stage 4
LAA C&YP 06b	Level 2 KS1 performance of traveller children
LAA C&YP 07a	% satisfied with quality of play, leisure & recreational activ
LAA C&YP 08a	Investing in Children membership
LAA C&YP 08b	Volunteers for community projects
LAA C&YP 08c	% victims of crime offered restorative process
LAA C&YP 08d	Involvement in commissioning of services
LAA C&YP 09a	No. young people who feel they are treated with respect
LAA C&YP 10a	% of 16-18 year olds not in education, employment or trai
LAA C&YP 10b	% of 19 year olds with equivalent NVQ Level 2
LAA C&YP 10ci	Care leavers aged 16-19 years in education, employment
LAA C&YP 10cii	Teenage mothers aged 16-19 years in education, employ
LAA C&YP 10ciii	Young people with learning disabilities aged 16-19 years
LAA C&YP 11a	Childcare for low income families

ECR02a	% working Supporting employers to successfully tackle w
LAA ED&E 01a	Employer Supporting employers to successfully tackle w
LAA ED&E 01b	No of inca Supporting employers to successfully tackle w
LAA ED&E 01bi	No of inca Supporting employers to successfully tackle w
LAA ED&E 01bii	No. of inca Supporting employers to successfully tackle w
LAA ED&E 02a	Self-emplo Increased entrepreneurial activity
LAA ED&E 02b	New VAT r Increased entrepreneurial activity
LAA ED&E 03a	Maintain cc Competitive businesses that raise the GVA of
LAA ED&E 03b	% of VAT c Competitive businesses that raise the GVA of
LAA ED&E 03c	Number of Competitive businesses that raise the GVA of

LAA ED&E 04a	NVQ Level A population with the skills to meet current an
LAA ED&E 04ai	NVQ Level A population with the skills to meet current an
LAA ED&E 04aai	NVQ Level A population with the skills to meet current an
LAA ED&E 04b	NVQ Level A population with the skills to meet current an
LAA ED&E 05a	Floorspace A supply of business space that meets curren
LAA ED&E 05b	Occupancy A supply of business space that meets curren
LAA ED&E 06a	NVQ Level To meet the economic needs of the most disa
LAA ED&E 06b	Incapacity To meet the economic needs of the most disa
+Status	

QoL 31a	Mortality rate for all cancers
QoL 31a (Derwentside)	Mortality rate for all cancers
QoL 31a (Durham / Chester-le-Street)	Mortality rate for all cancers
QoL 31a (Durham Dales)	Mortality rate for all cancers
QoL 31a (Easington)	Mortality rate for all cancers
QoL 31a (Sedgefield)	Mortality rate for all cancers
QoL 31b	Mortality rate for circulatory diseases
QoL 31b (Derwentside)	Mortality rate for circulatory diseases
QoL 31b (Durham / Chester-le-Street)	Mortality rate for circulatory diseases
QoL 31b (Durham Dales)	Mortality rate for circulatory diseases
QoL 31b (Easington)	Mortality rate for circulatory diseases
QoL 31b (Sedgefield)	Mortality rate for circulatory diseases
QoL 33a	Life expectancy at birth (male)
QoL 33a (Chester-le-Street)	Life expectancy at birth (male)
QoL 33a (Derwentside)	Life expectancy at birth (male)
QoL 33a (Durham)	Life expectancy at birth (male)
QoL 33a (Easington)	Life expectancy at birth (male)
QoL 33a (Sedgefield)	Life expectancy at birth (male)
QoL 33a (Teesdale)	Life expectancy at birth (male)
QoL 33a (Wear Valley)	Life expectancy at birth (male)
QoL 33b	Life expectancy at birth (female)
QoL 33b (Chester-le-Street)	Life expectancy at birth (female)
QoL 33b (Derwentside)	Life expectancy at birth (female)
QoL 33b (Durham)	Life expectancy at birth (female)
QoL 33b (Easington)	Life expectancy at birth (female)
QoL 33b (Sedgefield)	Life expectancy at birth (female)
QoL 33b (Teesdale)	Life expectancy at birth (female)
QoL 33b (Wear Valley)	Life expectancy at birth (female)
LAA HC&OP 01a	alcohol-related hospital admission rates
LAA HC&OP 01b	% adults obese
LAA HC&OP 01b (Derwentside)	% adults obese
LAA HC&OP 01b (Durham / Chester-le-Street)	% adults obese
LAA HC&OP 01b (Durham Dales)	% adults obese
LAA HC&OP 01b (Easington)	% adults obese
LAA HC&OP 01b (Sedgefield)	% adults obese
LAA HC&OP 01c	% adults, 30 mins exercise, 3 times week
LAA HC&OP 01d	Adult smoking rate
LAA C&YP 03b	% of mothers smoking during pregnancy
LAA C&YP 03b (Derwentside)	% of mothers smoking during pregnancy
LAA C&YP 03b (Durham / Chester-le-Street)	% of mothers smoking during pregnancy
LAA C&YP 03b (Durham Dales)	% of mothers smoking during pregnancy
LAA C&YP 03b (Easington)	% of mothers smoking during pregnancy
LAA C&YP 03b (Sedgefield)	% of mothers smoking during pregnancy
LAA HC&OP 01e	No. of 4-week smoking quitters using NHS service

LAA HC&OP 01e (Derwentside)	No. of 4-week smoking quitters using NHS service
LAA HC&OP 01e (Durham / Chester-le-Street)	No. of 4-week smoking quitters using NHS service
LAA HC&OP 01e (Durham Dales)	No. of 4-week smoking quitters using NHS service
LAA HC&OP 01e (Easington)	No. of 4-week smoking quitters using NHS service
LAA HC&OP 01e (Sedgefield)	No. of 4-week smoking quitters using NHS service
LAA HC&OP 02a	Mortality rate, all circulatory diseases, <75, comparator
LAA HC&OP 03a	New older people accessing social activities
LAA HC&OP 03b	Older people in receipt of council tax benefit
LAA HC&OP 03c	Older people reporting a good Quality of Life
LAA HC&OP 04a	% accessing learning opportunities
LAA HC&OP 04b	% older people volunteering
LAA HC&OP 04c	% of people with learning disabilities in work
LAA HC&OP 04d	Referrals to welfare to work with mental health problems
BV 201	Adults receiving direct payments
BV 196	Acceptable wait for care packages
BV 056	% equipment <£1,000 in 7 days
LAA HC&OP 05a	% receiving intensive home care

LAA SSC 01a	BCS comparator crime reduction
LAA SSC 01a (Chester-le-Street)	BCS comparator crime reduction
LAA SSC 01a (Derwentside)	BCS comparator crime reduction
LAA SSC 01a (Durham)	BCS comparator crime reduction
LAA SSC 01a (Easington)	BCS comparator crime reduction
LAA SSC 01a (Sedgefield)	BCS comparator crime reduction
LAA SSC 01a (Teesdale)	BCS comparator crime reduction
LAA SSC 01a (Wear Valley)	BCS comparator crime reduction
LAA SSC 01b	No. domestic violence offences brought to justice
LAA SSC 01c	% residents whose QoL is affected by anti-social behavior
LAA SSC 01d	No. secondary / deliberate fires
LAA SSC 01d (Chester-le-Street)	No. secondary / deliberate fires
LAA SSC 01d (Derwentside)	No. secondary / deliberate fires
LAA SSC 01d (Durham)	No. secondary / deliberate fires
LAA SSC 01d (Easington)	No. secondary / deliberate fires
LAA SSC 01d (Sedgefield)	No. secondary / deliberate fires
LAA SSC 01d (Teesdale)	No. secondary / deliberate fires
LAA SSC 01d (Wear Valley)	No. secondary / deliberate fires
LAA SSC 01e	% of young people who reoffend within 12 months
LAA SSC 01f	No. of first time entrants to youth justice system
LAA SSC 01g	No. people entering and retained in drug treatment
LAA SSC 01h	% of people retained in drug treatment
LAA SSC 01i	Training & education in relation to substance misuse
BV199a	Environmental cleanliness - litter & detritus
BV199a (Chester-le-Street)	Environmental cleanliness - litter & detritus
BV199a (Derwentside)	Environmental cleanliness - litter & detritus
BV199a (Durham)	Environmental cleanliness - litter & detritus
BV199a (Easington)	Environmental cleanliness - litter & detritus
BV199a (Sedgefield)	Environmental cleanliness - litter & detritus
BV199a (Teesdale)	Environmental cleanliness - litter & detritus
BV199a (Wear Valley)	Environmental cleanliness - litter & detritus
LAA SSC 02a	Satisfied with street cleanliness
+SSC 02	Recycling and composting rate
LAA SSC 03a	% of people volunteering
QoL 47	% people who feel they can influence decisions
LAA SSC 03b	% population represented by a local engagement group

LAA SSC 03c	No of service providers involving community
LAA SSC 03d	Staff completing relevant training / development
LAA SSC 04a	% residents more satisfied with neighbourhood
LAA SSC 04b	% residents more satisfied with neighbourhood (10% mos
LAA SSC 04c	% of residents finding it easy to access key services
QoL 46	% people who feel people from different backgrounds get
LAA SSC 05a (Chester-le-Street)	% vulnerable households living in non-decent private sect
LAA SSC 05a (Derwentside)	% vulnerable households living in non-decent private sect
LAA SSC 05a (Durham)	% vulnerable households living in non-decent private sect
LAA SSC 05a (Easington)	% vulnerable households living in non-decent private sect
LAA SSC 05a (Sedgefield)	% vulnerable households living in non-decent private sect
LAA SSC 05a (Teesdale)	% vulnerable households living in non-decent private sect
LAA SSC 05a (Wear Valley)	% vulnerable households living in non-decent private sect
LAA SSC 05b	No. households experiencing homelessness
LAA SSC 05b (Chester-le-Street)	No. households experiencing homelessness
LAA SSC 05b (Derwentside)	No. households experiencing homelessness
LAA SSC 05b (Durham)	No. households experiencing homelessness
LAA SSC 05b (Easington)	No. households experiencing homelessness
LAA SSC 05b (Sedgefield)	No. households experiencing homelessness
LAA SSC 05b (Teesdale)	No. households experiencing homelessness
LAA SSC 05b (Wear Valley)	No. households experiencing homelessness
LAA SSC 05c	Use of temporary accommodation for homeless househol
LAA SSC 05c (Chester-le-Street)	Use of temporary accommodation for homeless househol
LAA SSC 05c (Derwentside)	Use of temporary accommodation for homeless househol
LAA SSC 05c (Durham)	Use of temporary accommodation for homeless househol
LAA SSC 05c (Easington)	Use of temporary accommodation for homeless househol
LAA SSC 05c (Sedgefield)	Use of temporary accommodation for homeless househol
LAA SSC 05c (Teesdale)	Use of temporary accommodation for homeless househol
LAA SSC 05c (Wear Valley)	Use of temporary accommodation for homeless househol
LAA SSC 06a	% households within 30 mins of outpatient facilities by pul
LAA SSC 06b	Annual no. single journeys undertaken



ols Status (NHSS)

nd emotional well-being

vities

ining

t or training  
ment or training  
in education, employment or training

- orklessness
- orklessness
- orklessness
- orklessness
- orklessness
- 
- 
- the County
- the County
- the County

- future business needs
- future business needs
- future business needs
- future business needs
- and future business needs
- and future business needs
- advantaged areas
- advantaged areas














ur

st deprived)


: on well together  
for accommodation  
for accommodation  
for accommodation  
for accommodation  
for accommodation  
for accommodation  
for accommodation


lds  
lds  
lds  
lds  
lds  
lds  
lds  
lds  
blic transport


## Economic Development and Enterprise

Outcome	Baseline	2008/09 Target	PI Description	Current Performance	Q3 Target	Performance to Q3 target	2006/07 Target
Supporting employers to successfully tackle worklessness	2.20	2.20	% working age population claiming Job Seekers Allowance	2.2	2.20		2.20
	69.50	69.50	Employment Rate	68.6	69.50		69.50
	36100.00	31800.00	No of incapacity benefit claimants	36100	35050.00		34700.00
	8700.00	7700.00	No of incapacity benefit claimants (Non-NRF)	8500	8300.00		8300.00
	27400.00	24100.00	No. of incapacity benefit claimants (NRF)	27600	26400.00		26400.00
Increased entrepreneurial activity	17600.00	18800.00	Self-employment rates	21000	18000.00		18000.00
	885.00	1030.00	New VAT registrations	885	N/a		935.00
Competitive businesses that raise the GVA of the County	68.00	68.00	Maintain county GVA	64	68.00		68.00
	9.90	9.90	% of VAT deregistrations	8.5	9.90		9.90
	9605.00	9899.00	Number of businesses	9605	9703.00		9703.00
A population with the skills to meet current and future business needs	176300.00	202000.00	NVQ Level 2	181000	188400.00		188400.00
	68800.00	78300.00	NVQ Level 2 (Non-NRF)	65100	73400.00		73400.00
	107500.00	123700.00	NVQ Level 2 (NRF)	115900	115000.00		115000.00
	21.70	26.60	NVQ Level 4 or equivalent	23.3	24.17		24.17
A supply of business space that meets current and future business needs	0.00	131000.00	Floorspace developed (sq ft)	16490	0.00		30000.00
	N/a	80.00	Occupancy levels of new floor space at 18 months	0	N/a		N/a
To meet the economic needs of the most disadvantaged areas	68800.00	N/a	NVQ Level 2 gap	65100	N/a		N/a
	8700.00	N/a	Incapacity Benefit claimants gap	8500	N/a		N/a



 Performance is below target

 Performance is better than target (less than

 Performance is better than target (more than Stretch Target)